

×

×

7,275.68

0.22%


2017

1,5 99¹⁷

2018


2019

| | 100.00% | 2,128.41 | 2,128.41 | 4,236.03 | 4,236.03 | 5,960.93 | 5,960.93 |
|--|---------|-----------|-----------|-----------|-----------|-----------|-----------|
| | 55.00% | 1,492.77 | 821.03 | 1,820.83 | 1,001.45 | 2,035.76 | 1,119.67 |
| | 70.91% | -1,844.66 | -1,308.05 | 1,283.80 | 910.34 | 6,342.57 | 4,497.52 |
| | 70.91% | 74.43 | 52.78 | 441.29 | 312.92 | 877.25 | 622.06 |
| | 100.00% | 14,130.71 | 14,130.71 | 16,591.58 | 16,591.58 | 18,380.18 | 18,380.18 |
| | - | | | | | | |



100% 354,830.00 204,108.43
 150,721.57

| | A1 | A2 | B1 | B2 | C1=A2-A1 | C2=B2-B1 | D=C2-C1 |
|---|------------|------------|------------|------------|------------|----------|---------|
| 1 | 913,249.78 | 874,794.90 | 972,510.40 | 870,368.50 | -38,454.88 | -32 5 | |



| | | | | | | |
|--|--|------------|-----------|------|------------|-----------|
| | | | | | | |
| | | 10,389.48 | 5,609.45 | -34% | -2,192.74 | -2,430.35 |
| | | 37,435.72 | 7,275.68 | 30% | -1,589.16 | -3,848.77 |
| | | 3,288.35 | 4,695.93 | 3% | 0.19 | 391.20 |
| | | 10,440.05 | 17,757.83 | 278% | 107.13 | 509.50 |
| | | 35,119.57 | 1,166.53 | -54% | -13,046.47 | -3,799.14 |
| | | 45,433.51 | 2,772.26 | 138% | -7,171.13 | 1,727.90 |
| | | 3,999.25 | 38,613.91 | -33% | -476.49 | -9,887.26 |
| | | 10,569.52 | 33,316.85 | -14% | 340.74 | -9,465.45 |
| | | 134,124.38 | 30,827.56 | 5% | 9,757.70 | 9,637.68 |
| | | 174,223.52 | 31,012.01 | 1% | 11,642.72 | 21,927.69 |
| | | 2,136.11 | 1,085.71 | -14% | 417.52 | 496.78 |
| | | 4,786.69 | 1,116.43 | 3% | 509.63 | 970.53 |

1

2

100%

52%

2016 12 26

T207-0050

189,100.00

[2016 42] 2017 1 13



296,001.40

256,967.33


6.79

1

Èà,... 2~ \$S-A D P a t e n t e 0 3 0 - F E D 0

0

| | | | | | |
|-----------|-----------|-----------|-----------|-----------|-----------|
| 18,581.30 | 24,749.51 | 32,138.57 | 36,231.11 | 36,039.68 | 36,039.68 |
| 2,172.92 | 2,172.92 | 2,172.92 | 2,172.92 | 2,172.92 | 2,172.92 |
| 10,977.83 | 10,977.83 | 10,977.83 | 10,977.83 | 10,977.83 | |



| | | | | | | |
|-----------|------------|-----------|-----------|-----------|-----------|------------|
| | | | | | | |
| | 186.97 | 37,246.75 | 43,500.51 | 35,503.92 | 37,921.52 | 37,921.52 |
| | 71.08 | 2,427.19 | 2,427.19 | 2,427.19 | 2,427.19 | 2,427.19 |
| | 404.08 | 13,481.53 | 13,481.53 | 13,481.53 | 13,481.53 | 13,481.53 |
| | 35,517.80 | 38,198.44 | 43,275.15 | 15,959.11 | 16,488.48 | 1,901.36 |
| | 1,044.33 | 14,957.03 | 16,169.17 | 35,453.52 | 37,341.76 | 51,928.87 |
| | 10.14% | 10.14% | 10.14% | 10.14% | 10.14% | 10.14% |
| | 956.03 | 12,431.79 | 12,202.01 | 24,291.74 | 23,230.02 | 318,590.80 |
| P | 391,702.39 | | | | | |
| I | 277,875.50 | | | | | |
| : Ci | 75,777.34 | | | | | |
| B=P+I+ Ci | 745,355.23 | | | | | |
| D | 382,800.00 | | | | | |
| | | | | | | |

2016

18,-

#

| / | 2017 2-12 | 2018 | 2019 | 2020 | 2021 | 2022 | 2023 |
|--------|--------------|------|------|------|------|------|------|
| :D | - | | | | | | |
| :E=B-D | 174,223.52 | | | | | | |

201

| / | 2017 2-12 | 2018 | 2019 | 2020 | 2021 | 2022 | 2023 |
|------------|--------------|------|------|------|------|------|------|
| : Ci | - | | | | | | |
| :B=P+I+ Ci | 4,786.69 | | | | | | |
| :D | - | | | | | | |
| :E=B-D | 4,786.69 | | | | | | |

2016 366.13 509.63

2016 509.63

2016

4.12% 3.95%

11.53% 10.55%

3

| / | 2016 | 2017 | 2018 | 2019 | 2020 | 2021 | 2022 |
|------------|----------|--------|--------|--------|--------|--------|----------|
| | 108.43 | 275.42 | 375.60 | 465.99 | 541.46 | 541.46 | 541.46 |
| | 1.09 | 1.09 | 1.09 | 1.09 | 1.09 | 1.09 | 1.09 |
| | 103.30 | 266.53 | 370.88 | 461.28 | 537.58 | 541.46 | 541.46 |
| | 14.83% | 14.83% | 14.83% | 14.83% | 14.83% | 14.83% | 14.83% |
| | 89.96 | 202.12 | 244.91 | 265.26 | 269.20 | 236.12 | 1,591.64 |
| P | 2,899.20 | | | | | | |
| :I | 10.00 | | | | | | |
| : Ci | 379.15 | | | | | | |
| :B=P+I+ Ci | 3,288.35 | | | | | | |
| :D | - | | | | | | |
| :E=B-D | 3,288.35 | | | | | | |

| / | 2017 2-12 | 2018 | 2019 | 2020 | 2021 | 2022 |
|---|--------------|--------|--------|----------|----------|----------|
| | 63.25 | 441.29 | 877.25 | 1,545.35 | 2,253.92 | 2,253.92 |
| | 0.54 | 0.59 | 0.59 | 0.59 | 0.59 | 0.59 |

-53 .

| / | 2017 2-12 | 2018 | 2019 | 2020 | 2021 | 2022 |
|------------|--------------|---------|--------|--------|--------|----------|
| | 13.40% | 13.40% | 13.40% | 13.40% | 13.40% | 13.40% |
| | -503.58 | -180.27 | 114.32 | 697.72 | 992.25 | 9,319.62 |
| P | 10,440.05 | | | | | |
| :I | - | | | | | |
| : Ci | - | | | | | |
| :B=P+I+ Ci | 10,440.05 | | | | | |
| :D | - | | | | | |
| :E=B-D | 10,440.05 | | | | | |

2015 0.19 2016 108.43
 107.13
 2016 107.13

4

| / | 2016 | 2017 | 2018 | 2019 | 2020 | 2021 | 2022 |
|------------|-----------|----------|----------|----------|-----------|----------|-----------|
| | -3,591.65 | 2,337.09 | 5,562.61 | 8,493.33 | 10,819.42 | 8,114.57 | 8,114.57 |
| | 1,743.59 | 906.38 | 906.38 | 906.38 | 906.38 | 906.38 | 906.38 |
| | -3,882.11 | 1,911.16 | 5,375.05 | 8,172.03 | 10,524.69 | 8,590.75 | 8,191.69 |
| | 13.67% | 13.67% | 0.1385 | 0.1445 | 0.1456 | 0.1456 | 0.1456 |
| | -3,415.23 | 1,479.11 | 3,653.97 | 4,854.17 | 5,457.33 | 3,888.55 | 25,475.09 |
| P | 41,392.98 | | | | | | |
| :I | - | | | | | | |
| : Ci | -23.41 | | | | | | |
| :B=P+I+ Ci | 41,369.57 | | | | | | |
| :D | 6,250.00 | | | | | | |
| :E=B-D | 35,119.57 | | | | | | |

| | 2017 | 2-12 | 2018 | 2019 | 2020 | 2021 | 2022 |
|--|-----------|------|----------|----------|----------|----------|----------|
| | -1,536.64 | | 1,283.80 | 6,342.57 | 7,583.77 | 9,016.97 | 8,003.44 |
| | 1,168.88 | | 1,270.87 | 976.60 | 976.60 | 976.60 | 976.60 |
| | -1,552.99 | | 138.60 | 3,976.20 | 6,942.31 | 8,258.12 | 6,293.25 |

| / | 2017 | 2-12 | 2018 | 2019 | 2020 | 2021 | 2022 |
|------------|-----------|-----------|--------|----------|----------|----------|----------|
| | | 13.13% | 13.13% | 13.13% | 13.13% | 13.13% | 13.13% |
| | | -1,467.63 | 116.38 | 2,951.32 | 4,554.98 | 4,789.58 | 3,226.45 |
| P | 45,440.04 | | | | | | |
| :I | - | | | | | | |
| : Ci | -6.53 | | | | | | |
| :B=P+I+ Ci | 45,433.51 | | | | | | |
| :D | - | | | | | | |
| :E=B-D | 45,433.51 | | | | | | |

2015

-13,046.47

2016

-7,165.75

2016

13,000.00

7,576.28

5

| / | 2016 | 2017 | 2018 | 2019 | 2020 | 2021 | 2022 |
|------------|-----------|----------|----------|----------|----------|----------|----------|
| | -418.28 | 848.36 | 1,804.31 | 2,435.01 | 3,257.10 | 2,505.01 | 2,505.01 |
| | 1,310.81 | 1,310.81 | 1,140.01 | 776.02 | 308.02 | 1,310.81 | 1,310.81 |
| | 812.85 | 2,030.65 | 2,825.09 | 3,010.18 | 3,376.12 | 2,539.00 | 2,505.01 |
| | 12.89% | 12.89% | 12.89% | 12.89% | 12.89% | 12.89% | 12.89% |
| | 720.05 | 1,593.43 | 1,963.72 | 1,853.48 | 1,841.47 | 1,226.76 | 9,390.57 |
| P | 18,589.48 | | | | | | |
| :I | - | | | | | | |
| : Ci | -8,200.00 | | | | | | |
| :B=P+I+ Ci | 10,389.48 | | | | | | |
| :D | - | | | | | | |
| :E=B-D | 10,389.48 | | | | | | |

| / | 2017 | 2018 | 2019 | 2020 | 2021 | 2022 | 2023 |
|---|----------|----------|----------|----------|----------|----------|----------|
| | 2317.38 | 4,236.03 | 5,960.93 | 6,928.57 | 8,201.81 | 8,707.31 | 8,707.31 |
| | 1,740.24 | 2,086.11 | 2,117.02 | 2,320.52 | 2,320.52 | 2,320.52 | 2,320.52 |

/ 2017 2018 2019 2020
2-12

2

3

1

3,0

3,244

”

1,436,406,944.38

1,591,673,244.51

52,685,777.00

894,518,032.76

48,155,870.33

846,362,162.43

1 5% 1 2
 10% 2 3
 20% 3 4 40%
 4 5 80% 5
 100%

| | | | | |
|-----|---|----------------|-----|---------------|
| | | | | |
| 1 | 1 | 833,556,851.20 | 5% | 41,677,842.56 |
| 1~2 | 2 | 57,142,085.48 | 10% | 5,714,208.55 |
| 2~3 | 3 | 3,819,096.08 | 20% | 763,819.22 |
| | | 894,518,032.76 | - | 48,155,870.33 |

48,155,870.33

846,362,162.43

391,729,523.91

391,729,523.91

1,676,548,443.26

172,129,465.84

1,504,418,977.42

2,771,317,511.82

iPhone6 iPhone6S iPhone7

P9 Plus

Nova

6

ipad

@Q

| / | 2017 2-12 | 2018 | 2019 | 2020 | 2021 | 2022 | 2023 |
|------------|--------------|-----------|-----------|-----------|-----------|-----------|-----------|
| | 12,876.93 | 15,898.88 | 17,652.54 | 18,588.38 | 18,769.66 | 18,931.63 | 18,931.63 |
| | 867.04 | 945.87 | 945.87 | 945.87 | 945.87 | 945.87 | 945.87 |
| | 14,331.10 | 15,901.41 | 17,816.14 | 19,023.96 | 19,184.31 | 19,319.62 | 19,319.77 |
| | 11.79% | 11.79% | 11.79% | 11.79% | 11.79% | 11.79% | 11.79% |
| | 12,939.71 | 12,843.80 | 12,873.15 | 12,296.59 | 11,092.85 | 9,993.29 | 84,790.75 |
| P | 156,830.14 | | | | | | |
| :I | 2,802.54 | | | | | | |
| : Ci | 14,590.84 | | | | | | |
| :B=P+I+ Ci | 174,223.52 | | | | | | |
| :D | - | | | | | | |
| :E=B-D | 174,223.52 | | | | | | |

| / | 2017 2-12 | 2018 | 2019 | 2020 | 2021 | 2022 | 2023 |
|--------|--------------|--------|--------|--------|--------|--------|----------|
| | 642.36 | 692.7 | 727.64 | 764.32 | 802.83 | 843.27 | 843.27 |
| | 6.28 | 7.02 | 7.03 | 7.03 | 7.03 | 7.03 | 7.03 |
| | -558.44 | 265.5 | 635.7 | 668.12 | 702.17 | 737.93 | 836.37 |
| | 12.29% | 12.29% | 12.29% | 12.29% | 12.29% | 12.29% | 12.29% |
| | -502.16 | 212.63 | 453.39 | 424.38 | 397.2 | 371.75 | 3,429.51 |
| P | 4,786.69 | | | | | | |
| :I | - | | | | | | |
| : Ci | - | | | | | | |
| Ci | 4,786.69 | | | | | | |
| :D | - | | | | | | |
| :E=B-D | 4,786.69 | | | | | | |

| / | 2017 2-12 | 2018 | 2019 | 2020 | 2021 | 2022 |
|---|--------------|---------|--------|----------|----------|----------|
| | 63.25 | 441.29 | 877.25 | 1,545.35 | 2,253.92 | 2,253.92 |
| | 0.54 | 0.59 | 0.59 | 0.59 | 0.59 | 0.59 |
| | -533.46 | -215.42 | 154.91 | 1,072.13 | | |

| / | 2017 2-12 | 2018 | 2019 | 2020 | 2021 | 2022 | 2023 |
|--------|--------------|------|------|------|------|------|------|
| :D | - | | | | | | |
| :E=B-D | 37,433.326 | | | | | | |

| / | 2017 2-12 | 2018 | 2019 | 2020 | 2021 | 2022 |
|------|--------------|----------|----------|-----------|----------|-----------|
| | 1,411.15 | 1,820.83 | 2,035.76 | 2,035.76 | 2,035.76 | 2,035.76 |
| | 72.22 | 78.78 | 78.78 | 78.78 | 78.78 | 78.78 |
| | 1,772.69 | 1,863.63 | 2,200.44 | 2,069.82 | 2,123.42 | 2,035.76 |
| | 11.63% | 11.63% | 11.63% | 11.63% | 11.63% | 11.63% |
| | 1,685.52 | 1,594.67 | 1,686.71 | 1,421.29 | 1,306.20 | 10,767.86 |
| P | | | | 18,462.26 | | |
| :I | | | | - | | |
| : Ci | | | | -7,892.74 | | |

S

| | | | | | / | |
|---|---|---|-----|----------|--------|-----------|
| 1 | 1 | 2 | 102 | 463.81 | 80,000 | 3,710.48 |
| 2 | | | | 7,840.77 | 58,600 | 45,946.91 |
| 3 | | | | | | |

| | | | | | |
|----|-------|----------|---------------------------|-----------|-----------|
| | | 1.0000 | 0.8908 | 0.7070 | 0.5610 |
| 1 | | 180.18 | 191.15 | 300.78 | 409.22 |
| 2 | | 30% | 10% | 5% | 5% |
| 3 | (/) | 50.40 | 68.75 | 114.18 | 155.35 |
| 4 | (/) | - | - | - | - |
| 5 | (/) | 4.99 | 6.81 | 11.32 | 15.39 |
| 6 | (/) | 3.33 | 4.54 | 7.54 | 10.26 |
| 7 | (/) | 11.65 | 15.90 | 26.40 | 35.92 |
| 8 | (/) | 1.51 | 2.06 | 3.43 | 4.67 |
| 9 | | 228.79 | 228.79 | 228.79 | 228.79 |
| 10 | (/) | 13.51 | 13.51 | 13.51 | 13.51 |
| 11 | (/) | -0.18 | -0.18 | -0.18 | -0.18 |
| 12 | / | -3.96 | -3.96 | -3.96 | -3.96 |
| 13 | (/) | 40.86 | 40.86 | 40.86 | 40.86 |
| 14 | | 1.96 | 1.96 | 1.96 | 1.96 |
| | (/) | 2,171.85 | 7,121.17 | 11,736.68 | 54,555.67 |
| | (/) | | 4.00 | | |
| | | | 4.00×72,100.00=288,400.00 | | |

B.

| | | 2020 | -2021 | 2022 | -2046 |
|----|-------|------|----------|------|----------|
| | | | 5,500.00 | | 5,500.00 |
| | | | 6.00 | | 21.00 |
| | r | | 5.95% | | 5.95% |
| | | | 1.0000 | | 0.7070 |
| 1 | | | 1,081.08 | | 1,146.92 |
| 2 | | | 30% | | 15% |
| 3 | (/) | | 302.40 | | 389.56 |
| 4 | (/) | | - | | - |
| 5 | (/) | | 29.97 | | 38.61 |
| 6 | (/) | | 19.98 | | 25.74 |
| 7 | (/) | | 69.92 | | 90.08 |
| 8 | (/) | | 9.08 | | 11.70 |
| 9 | | | 1,848.00 | | 1,848.00 |
| 10 | (/) | | 540.54 | | 540.54 |
| 11 | (/) | | -7.14 | | -7.14 |
| 12 | / | | -3.96 | | -3.96 |
| 13 | (/) | | 330.00 | | 330.00 |

| | | | |
|-------|--|-----------|--------------|
| 14 | | - | - |
| 15 | | 1,200.00 | 1,273.08 |
| (/) | | 38,340.41 | 152,270.86 |
| (/) | | 12.30 | |
| | | 12.30 | 618=7,601.40 |

| | | |
|-----|-----|------------|
| | | / |
| 1 | () | 206,599.00 |
| | () | 186,125.23 |
| 2 | | 296,001.40 |
| 3 | | 288,145.20 |
| 3-1 | | 189,100.00 |
| 3-2 | | 5,767.55 |
| 3-3 | | 93,277.65 |
| 4 | | 1,173.48 |
| 5 | | 5,506.85 |
| 6 | | 1,518.37 |
| 7 | | 20,784.63 |
| 8 | | 15,389.05 |
| 9 | | 45,687.42 |
| 10 | | 36,054.28 |
| 11 | | 256,967.33 |

3

1

2016 12 26

T207-0050

[2016 42] 2017 1 13

2016 8009

T207-0050

15,539.46

6.18

103,000

96,000

80,000

210

5,200

4,800

6,000

7,000

2,000

5,000

72,100

10

2

2017 3 22

24,900

7,900

7,200

4,800

5,000

20

1

30

5

2

5

30

296,001.40

256,967.33

6.79

72,100

1

1

2

3

GB/T18508-2014

4

20

10

1

“

3

”

37

8.69%

2

“

1.


2.

◎

田

田

*



| | | | | | |
|---|------------|-----------|----|--|--|
| | | | | | |
| 1 | T207-0050 | 15,539.46 | | | |
| 2 | [95] 00323 | 1,350.4 | 14 | | |

2016 12 26

T207-0050

[2016 42] 2017 1 13

[2016 8009]

189,100.00 2017 1 31 50%

94,550.00 50% 2018 10 12

189,100.00 -

50% 94,550.00

2014 8
14

1350.4m²

5,055.29

5,055.29

-

5,055.29

2

1

00300 2009

| | | | | | | | | | |
|--|--|--|-------|------|--|------|--|--|--|
| | | | 00301 | 2009 | | 2 D | | | |
| | | | | | | 1503 | | | |

2

228

$$= \frac{10}{10} \times [1 + 1.4\% \times \frac{10}{10}]$$

10

$$2017 \text{ 年 } 1 \text{ 月 } 31 \text{ 日 } \frac{2009 \text{ 年 } 7 \text{ 月 } 16 \text{ 日}}{10} \times \frac{10}{10}$$

2

| | | | |
|--------------|--------------|-------------|---------|
| 3,214,066.95 | 4,139,396.90 | -925,329.95 | -22.35% |
|--------------|--------------|-------------|---------|

40

| | | | | |
|--|--------------|--------------|-------------|---------|
| | | 2015 | | |
| | 3,272,606.05 | 4,207,515.23 | -934,909.18 | -22.22% |
| | 3,356.14 | - | - | - |
| | 12,100.80 | 10,155.01 | 1,945.79 | 19.16% |
| | 19,484.05 | 11,285.31 | 8,198.74 | 72.65% |
| | 16,340.49 | 18,567.08 | -2,226.59 | -11.99% |
| | 3,349,887.53 | 4,247,522.63 | -897,635.10 | -21.13% |

2016 3

2015

2016

934,909.18

22.22%

| | | | | |
|--|--------------|--------------|---------------|---------|
| | 2016 | 2015 | | |
| | 2,120,255.73 | 3,356,912.25 | -1,236,656.52 | -36.84% |
| | 1,082,485.40 | 844,048.71 | 238,436.69 | 28.25% |
| | 69,864.93 | 6,554.27 | 63,310.66 | 965.95% |
| | 3,272,606.05 | 4,207,515.23 | -934,909.18 | -22.22% |

2016

2015

3,349,887.53

4,247,522.63

-897,635.10

-21.13%

3,214,066.95

4,139,396.90

-925,329.95

-22.35%

135,820.58

108,125.72

27,694.85

25.61%

4.05%

2.55%

| | 2016 | | | 2015 | | |
|--|---------|------------|---------|--------|------------|---------|
| | | | | | | |
| | 3.04% | 99,410.66 | 73.19% | 2.18% | 91,922.39 | 85.01% |
| | 61.96% | 18,190.35 | 13.39% | - | - | - |
| | 100.29% | 12,135.31 | 8.93% | 95.48% | 9,696.07 | 8.97% |
| | 0.19 | 3,690.45 | 2.72% | 0.2 | 2,221.98 | 2.05% |
| | 14.65% | 2,393.81 | 1.76% | 23.08% | 4,285.28 | 3.96% |
| | 4.05% | 135,820.58 | 100.00% | 2.55% | 108,125.73 | 100.00% |

2016

2015

2.55%

4.05%

21.13%

27,694.85

18,190.35

7,488.27

2016

29,117.28

| | 2016 | | | 2015 | | |
|--|-------|-----------|---------|-------|-----------|---------|
| | | | | | | |
| | 2.62% | 55,507.40 | 55.84% | 2.32% | 77,991.41 | 84.84% |
| | 3.96% | 42,906.68 | 43.16% | 1.63% | 13,789.40 | 15.00% |
| | 1.43% | 996.59 | 1.00% | 2.16% | 141.58 | 0.15% |
| | 3.04% | 99,410.66 | 100.00% | 2.18% | 91,922.39 | 100.00% |

| | 2016 | | 2015 | |
|--|-----------|-------|-----------|-------|
| | | | | |
| | 65,894.36 | 1.97% | 88,045.46 | 2.07% |
| | 28,836.20 | 0.86% | 28,139.66 | 0.66% |
| | 25,988.43 | 0.78% | 26,538.11 | 0.62% |

| | | | | |
|--|------------|-------|------------|-------|
| | 120,718.98 | 3.60% | 142,723.23 | 3.36% |
|--|------------|-------|------------|-------|

| | | | |
|------|--|------------|------------|
| | | 142,723.23 | 120,718.98 |
| 2016 | | 22,004.25 | 15.42% |
| | | 2016 | |
| 2016 | | | |

2016 2015

| | 2017 1 | | 2016 | | 2015 | |
|--|------------|--------|--------------|--------|--------------|--------|
| | | | | | | |
| | 396,599.69 | 97.87% | 3,272,606.05 | 97.69% | 4,207,515.23 | 99.06% |
| | 2,381.77 | 0.59% | 29,356.14 | 0.88% | - | - |
| | 2,906.62 | 0.72% | 12,100.80 | 0.36% | 10,155.01 | 0.24% |
| | 1,930.47 | 0.48% | 19,484.05 | 0.58% | 11,285.31 | 0.27% |
| | 1,395.50 | 0.34% | 16,340.49 | 0.49% | 18,567.08 | 0.44% |
| | 405,214.05 | 100% | 3,349,887.53 | 100% | 4,247,522.63 | 100% |

2016 3

2015

99.06% 97.69% 97.87%

| | 2017 1 | | 2016 | | 2015 | |
|--|-----------|---------|------------|---------|------------|--------|
| | | | | | | |
| | -6,509.71 | 100.07% | 19,551.31 | 102.92% | -14,674.74 | 37.01% |
| | 618.42 | -9.51% | 12,525.91 | 65.94% | - | - |
| | -641.58 | 9.86% | -10,149.22 | -53.43% | -23,648.93 | 59.64% |
| | -58.92 | 0.91% | -3,911.48 | -20.59% | -3,801.33 | 9.59% |
| | 86.71 | -1.33% | 979.26 | 5.16% | 2,470.56 | -6.23% |
| | -6,505.07 | 100% | 18,995.77 | 100% | -39,654.44 | 100% |

2015

-39,654.44


2015

14,674.74

FD

2016

18,995.77



2017 1)^

2017

| | | | | | | |
|------|-------|----|----|------|------|------|
| | | | | 2016 | | MONO |
| HESR | | | | | | |
| | 2016 | 12 | 31 | MONO | HESR | |
| | 1,500 | | | | | |
| 1 | | | | | | |

30%

1

| 2017 1 | | | | | |
|--------|--------|----------|--------|--------------|---------|
| | 133.03 | 117.55 | 120.85 | 372,803.05 | 94.00% |
| | 188.53 | 19.31 | 181.22 | 23,796.64 | 6.00% |
| | 321.56 | 136.86 | 302.06 | 396,599.69 | 100.00% |
| 2016 | | | | | |
| | 122.01 | 1,183.14 | 133.03 | 3,084,674.62 | 94.26% |
| | 185.38 | 139.27 | 188.53 | 187,931.43 | 5.74% |
| | 307.39 | 1,322.42 | 321.56 | 3,272,606.05 | 100.00% |
| 2015 | | | | | |
| | 179.66 | 2,074.25 | 122.01 | 4,102,998.34 | 97.52% |
| | 59.14 | 266.41 | 185.38 | 104,516.89 | 2.48% |
| | 238.8 | 2,340.66 | 307.39 | 4,207,515.23 | 100.00% |

pad

HESR

MONO

/

| | |
|--|--|
| | |
|--|--|

| | | | |
|--|----------|----------|----------|
| | 2017 1 | 2016 | 2015 |
| | 3,171.52 | 2,607.18 | 1,978.07 |
| | 1,232.58 | 1,349.37 | 392.31 |

/

| | | | |
|--|----------|----------|----------|
| | | | |
| | 2017 1 | 2016 | 2015 |
| | 2,510.42 | 2,468.56 | 1,911.22 |
| | 1,874.45 | 1,454.43 | 2,044.76 |

pad

2

| | | | | |
|---|--|--------|----------|----------|
| | | | | |
| | | 2017 1 | 2016 | 2015 |
| 1 | | 359.00 | 5,254.00 | 5,299.00 |
| 2 | | 360.00 | 2,570.00 | 2,060.00 |

| | | | | |
|--------|-----|-------|-----|---------------|
| | | | | |
| | | | | |
| 2017 1 | | | | |
| | 455 | 1,300 | 216 | 371.00 15.58% |

| | | |
|---|------------|-------|
| 3 | 5,622.74 | 1.39% |
| 4 | 4,558.21 | 1.12% |
| 5 | 3,240.81 | 0.80% |
| | 117,990.98 | 2 |

| | | | | |
|------|---|--|--------------|--------|
| 2015 | 1 | | 2,733,483.62 | 64.13% |
| | 2 | | 252,768.91 | 5.93% |
| | | | 146,397.91 | 3.43% |
| | 3 | | 324,445.16 | 7.61% |
| | 4 | | 171,627.43 | 4.03% |
| | 5 | | 96,539.76 | 2.27% |
| | | | 3,725,262.79 | 87.40% |

5%

1

2

3

4

5

2008

5%

2011 11 21

2011 12 7 2011

W \$

11

2016 11 22

2016 12 30

12

n

2017 3 - s

3

| | | | |
|----|--|------------|---------|
| | | | |
| 1 | | 75,460.00 | 34.30% |
| 2 | | 33,712.74 | 15.32% |
| 3 | | 33,671.35 | 15.31% |
| 4 | | 31,428.57 | 14.29% |
| 5 | | 13,959.53 | 6.35% |
| 6 | | 13,514.29 | 6.14% |
| 7 | | 7,220.45 | 3.28% |
| 8 | | 5,537.14 | 2.52% |
| 9 | | 3,610.22 | 1.64% |
| 10 | | 1,885.71 | 0.86% |
| | | 220,000.00 | 100.00% |

13

7

4

| | | | |
|---|--|--------|---------|
| | | | |
| 1 | | 250.00 | 50.00% |
| 2 | | 250.00 | 50.00% |
| | | 500.00 | 100.00% |



| | | | |
|---|--|----------|---------|
| 1 | | 2,104.90 | 30.31% |
| 2 | | 95.10 | 1.37% |
| 3 | | 775.00 | 11.16% |
| 4 | | 775.00 | 11.16% |
| 5 | | 1,200.00 | 17.28% |
| 6 | | 1,945.00 | 28.00% |
| 7 | | 50.00 | 0.72% |
| | | 6,945.00 | 100.00% |

3

3

| | | | | |
|---|---|--|--------|---------|
| | / | | | |
| 1 | | | 10.00 | 2.00% |
| 2 | | | 490.00 | 98.00% |
| | | | 500.00 | 100.00% |

3

2

5%

5%

4

| | | | | |
|---|---|--|----------|------|
| | / | | | |
| 1 | | | 600.00 | 60% |
| 2 | | | 400.00 | 40% |
| | | | 1,000.00 | 100% |

99%

1%

5%

5%

5

| | | | | |
|---|---|--|------|-----|
| | / | | | |
| 1 | | | 0.03 | 1% |
| 2 | | | 2.97 | 99% |

| | | | | |
|--|---|--|------|------|
| | / | | | |
| | | | 3.00 | 100% |

5%

5%

5%

5%

5%

5%

| | | | | |
|---|-------|--------|--------|--------|
| | | | | |
| 3 | (VLT) | 56,263 | 49,351 | 46.36% |
| 4 | | 2,000 | 2,000 | 1.88% |
| | | | | |

(VLT)

[2017]0035

[2017]0036

[2017]0061

IT

IT

APP

B2B CRM

ERP

| | | | |
|--|---|---------|-------|
| | | | |
| | 1 | | 5,110 |
| | 2 | ERP | |
| | 3 | ERP WMS | |
| | 4 | ERP HR | |
| | 5 | BI | |
| | 6 | | |
| | 7 | CRM | |
| | 1 | | 6,355 |
| | 2 | | |
| | 3 | | |
| | 4 | | |
| | | | |

3

ERP

WMS

HR

BI

CRM

| | | | | |
|--|---|---------|---------------|--------|
| | | | | |
| | 1 | | | 5,110 |
| | 2 | ERP | Sd\FICO\MM\ 4 | |
| | 3 | ERP WMS | | |
| | 4 | ERP HR | | |
| | 5 | BI | | |
| | 6 | | | |
| | 7 | CRM | | |
| | 1 | | | 6,355 |
| | 2 | | | |
| | 3 | | | |
| | 4 | | | |
| | | | | 11,465 |

1

2*CP

DELL PowerEdge 730xd

, ((0 J* @ b†&)p Á U”

| | | | | | |
|--|--|----------|-------------|-----|-----|
| | | H3C | 20 | 3 | 60 |
| | | H3C | 15 | 2 | 30 |
| | | H3C | 10 | 7 | 70 |
| | | UPS | - | - | 3 |
| | | | | | 240 |
| | | MSTP | 32M | 100 | 3 |
| | | | 2M | | 300 |
| | | | 20M | 35 | 3 |
| | | | 20M | | 105 |
| | | | 10M | | |
| | | - | | 15 | 3 |
| | | | | | 45 |
| | | 42U | —42U | 10 | 15 |
| | | | | | 150 |
| | | VMWARE | | 20 | 2 |
| | | | | | 40 |
| | | ultimus | - | 5 | 3 |
| | | | | | 15 |
| | | oracle | - | 20 | 6 |
| | | | | | 120 |
| | | tes | - | 10 | 9 |
| | | | | | 90 |
| | | | - | 15 | 3 |
| | | | | | 45 |
| | | weblogic | - | 30 | 3 |
| | | | | | 90 |
| | | ERP | Sd\FICO\MM\ | | |
| | | | 4 | | |
| | | | 2016 | - | 3 |
| | | | | | 800 |
| | | ERP | | - | 1 |
| | | WMS | | | 220 |
| | | ERP | | - | 3 |
| | | HR | | | 500 |
| | | BI | | - | 1 |
| | | | | | 120 |
| | | | | - | 1 |
| | | | | | 280 |
| | | CRM | | - | 3 |
| | | | | | 300 |

| | | |
|------|----|---|
| 2015 | 50 | |
| 2016 | | - |

| | | | |
|----|--|--|--|
| 13 | | | |
| 14 | | | |
| 15 | | | |
| 16 | | | |
| 17 | | | |
| | | | |

5

IT

| | | | | |
|---|-------|--------|--------|--------|
| | | | | |
| 1 | | 11,465 | 11,465 | 10.77% |
| 2 | | 60,138 | 43,633 | 40.99% |
| 3 | (VLT) | 56,263 | 49,351 | 46.36% |
| 4 | | 2,000 | 2,000 | 1.88% |
| | | | | |

